



# Wildfire Preparedness & Children's Fair

530-283-3747  
PLUMASFIRESAFE.ORG



MOUNTAIN KIDS PACK, PREPARE & STAY WILDFIRE-AWARE!

GO-BAG CHALLENGE



# ACTIVITY BOOK

You can complete the Go-Bag Challenge at home any time between May 1-31, or come visit the PCFSC booth at the Children's Fair on May 16 to join in person!



# MY PACK-AND-PREPARE AND STAY WILDFIRE AWARE DISCOVERY BOOK

FIREWISE EDUCATION:  
GO-BAG CHALLENGE



You can complete the Go-Bag Challenge at home any time between May 1–31, or come visit the PCFSC booth at the Children’s Fair on May 17 to join in person!

## Pop Quiz!

Do you know what a Go-Bag is?

A Go-Bag is a special backpack filled with everything you might need if you have to leave home quickly. But... what should go in it? Let’s find out!

In this book, you’ll explore what it takes to pack, prepare, and stay wildfire aware. You’ll learn how to build your Go-Bag, create a family plan, and stay safe—all while having fun!

## How to Join the Challenge:

### 1. Form Your Team

Grab your grown-ups, family members, or Scout buddies—this is a team effort, led by YOU!

### 2. Pack Your Go-Bag

Use this book to check off each item. Adults and Scout leaders can help. Make it fun!

### 3. Complete the Challenge Steps

- Pack and label your Go-Bag
- Fill out the Family Evacuation Plan
- Take the Wildfire Awareness Quiz
- Submit your entry to be entered to win a prize!

## Enter to Win Prizes

### Option A: In-Person Entry

Bring your completed entry form to the PCFSC booth at:

Children’s Fair & Wildfire Preparedness Day

📍 Plumas-Sierra County Fairgrounds

📅 Saturday, May 16

🕒 10:00 AM – 2:00 PM

### Option B: Online Entry

Can’t make it to the fair? No problem!

- Pack your Go-Bag before or after the event
- Take 3 photos or a short video of your team and your Go-Bag
- Post it to social media by May 31st
- Use the hashtags:


#PlumasCountyGoBagChallenge

#MountainKidsGoBag

- Make sure your post is public so we can find it!

All completed entries, whether submitted online or in person, are eligible for a prize giveaway.

**Note: Be sure to ask about the Go-Bag prize giveaway!**

 [www.plumasfiresafe.org](http://www.plumasfiresafe.org)  
530-283-3747

# Pack It Up!

This page helps complete your Go-Bag Challenge! Don't forget to label your bag and check everything off. Write down 12 essential items you and your family will include in your GO-BAG. As you gather and pack each item, either at home or at the Children's Fair,  check it off your list to track your progress!

1 \_\_\_\_\_

2 \_\_\_\_\_

3 \_\_\_\_\_

4 \_\_\_\_\_

5 \_\_\_\_\_

6 \_\_\_\_\_

7 \_\_\_\_\_

8 \_\_\_\_\_

9 \_\_\_\_\_

10 \_\_\_\_\_

11 \_\_\_\_\_

12 \_\_\_\_\_


## Scan the QR Code and Meet Ready Raccoon!

Need help building your Go-Bag list?  
Let Ready Raccoon guide you!

Simply scan the QR code to the right to watch the video, and get all the tips you need to pack a well-prepared GO-BAG.

Ready Raccoon will walk you through what's essential to include in your Go-Bag, so you're packed, prepared & wildfire aware!



LEARN MORE 



# MY PACK-AND-PREPARE AND STAY WILDFIRE AWARE



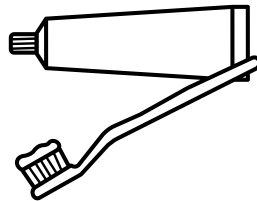


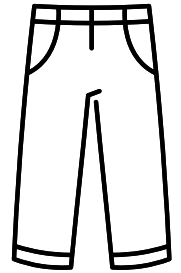
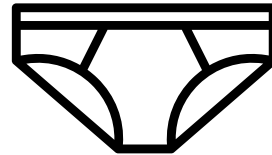

## DISCOVERY BOOK

FIREWISE EDUCATION: GO-BAG CHALLENGE



### DIRECTIONS:

1. LOOK AT THE ITEMS IN THE BOX BELOW.
2. DECIDE WHICH ITEMS SHOULD GO INTO A GO-BAG.
3. DRAW A LINE FROM EACH ITEM TO THE BACKPACK.
4. ONCE ALL THE NECESSARY ITEMS ARE CONNECTED, CHECK IF YOU'VE PACKED EVERYTHING YOU MIGHT NEED FOR AN EMERGENCY!



MY GO-BAG

MY PACK-AND-PREPARE AND  
STAY WILDFIRE AWARE  
**DISCOVERY BOOK**

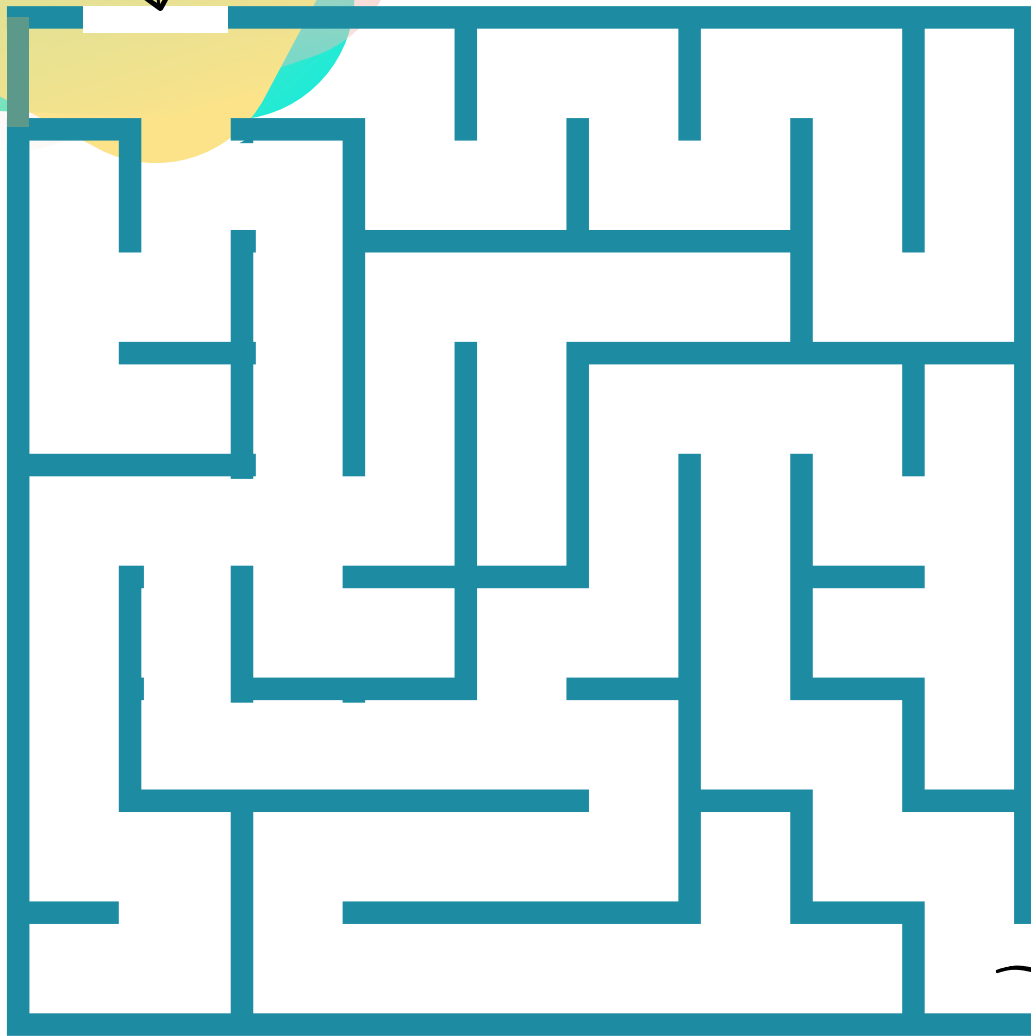
**FIREWISE EDUCATION: GO-BAG CHALLENGE**



Draw a picture of your family packing your  
GO-BAG:

# MAZE GAME


Can you get Mia to  
Grandma's house the  
right way?



Grandma's House



# EMERGENCY



Who do I call?

If someone has been **hurt**, what number do I call?



If there is a **fire**, what number do I call?



If someone is in **danger**, what number do I call?



I will tell the operator my name: \_\_\_\_\_

and where I live: \_\_\_\_\_





\_\_\_\_\_

# MY PACK-AND-PREPARE AND STAY WILDFIRE AWARE

## DISCOVERY BOOK

### FIREWISE EDUCATION: GO-BAG CHALLENGE

Glue a photo or draw a portrait of your family & pets below:



# MY PACK-AND-PREPARE AND STAY WILDFIRE AWARE DISCOVERY BOOK

## FIREWISE EDUCATION: GO-BAG CHALLENGE



### Pet Prep Checklist!

Let's make sure our pets are safe and ready too!  
Now that you've glued pictures of you, your family and your pets, check off what you'll pack for them in your family's go-bag.

### What does my pet need in an emergency?

- Food and water
- Leash, collar, or carrier
- Medicine (if needed)
- A favorite toy or blanket
- A photo of my pet (in case we get separated)
- Extra litter or poop bags
- ID tags or microchip info

 My pet's name: \_\_\_\_\_

 My vet's name & phone number: \_\_\_\_\_

 Where my pet can stay if we can't be together: \_\_\_\_\_

**Joke Box:**  
**What do you call a cold dog?**  
**A Chili Dog**

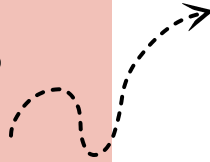
# MY FAMILY EMERGENCY PLAN



You're almost there! Your family plan is part of the Go-Bag Challenge entry. Talk with your family and fill this out together. Knowing your plan can help you be Wildfire Prepared.


1

What are the 3 P's to remember when evacuating?



2

Where will we go if we have to leave quickly?



3

Who will I call if I get separated?



4

What is our meeting place?

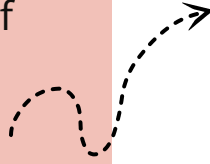




Complete this quiz to finish the last step of your Go-Bag Challenge!


5

How will we take care of our pets if we need to leave home fast?



6

What special things should we pack in our go-bag to stay comfy?



7

What are two evacuation routes from your home?



8

What evacuation zone do you live in?



LEARN MORE →

# My GO-BAG Information Sheet



Childs name:

Address:

Phone:

Birth date:

Gender:

Grade:

Parent 1:

Home phone:

Cell phone:

Work home:

e-mail:

Parent 2:

Home phone:

Cell phone:

Work home:

e-mail:

Emergency contact name:

Home phone:

Cell phone:

Work home:

e-mail:

People with permission to pick up child:



**Keep this sheet and selected pages in your child's go-bag to help caregivers and responders support them during an evacuation.**



# SILVER LAKE SCAVANGER HUNT

Solve math problems and get to the treasure!

Start!

$8+5=$

$10+5=$

$4+13=$

$8+7=$

$10+7=$

$6+11=$

$9+14=$

$11+14=$

$15+12=$

$7+12=$

Finish!



PLUMAS COUNTY  
**FireSafe**  
COUNCIL

**GO-BAG**




[www.plumasfiresafe.org](http://www.plumasfiresafe.org)

530-283-3747

## **CERTIFICATE OF COMPLETION**

Congratulations! You've completed the Plumas County Fire Safe Council Wildfire Preparedness GO-BAG Activity Book!  
Write your name, decorate the badge, and hang it on your wall.

*Scan me*





**Prize Opportunity:**

Ask about your go-bag prize on the day of the Children's Fair & Wildfire Preparedness day.

Or contact: [amber@plumasfiresafe.org](mailto:amber@plumasfiresafe.org)

530-283-3747



**MOUNTAIN KIDS PACK. PREPARE &  
STAY WILDFIRE-AWARE!**